This drawing is the property of Delap & Waller Ltd and must not be copied or otherwise reproduced without express permission. This drawing is also available on cd or by email. Please contact the above or the Design Office on 028 9448 3800 for further details. All dimensions must be checked on site.

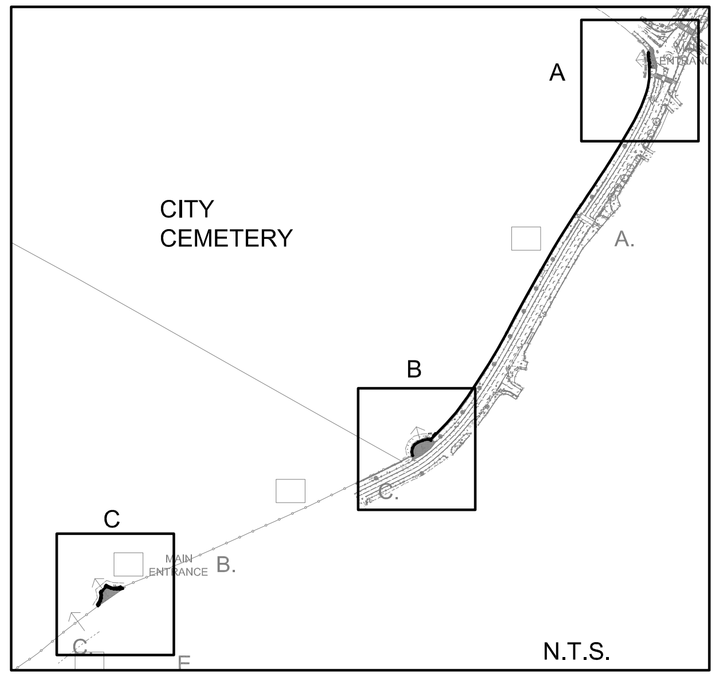

VIEW "A"
SCALE 1:200

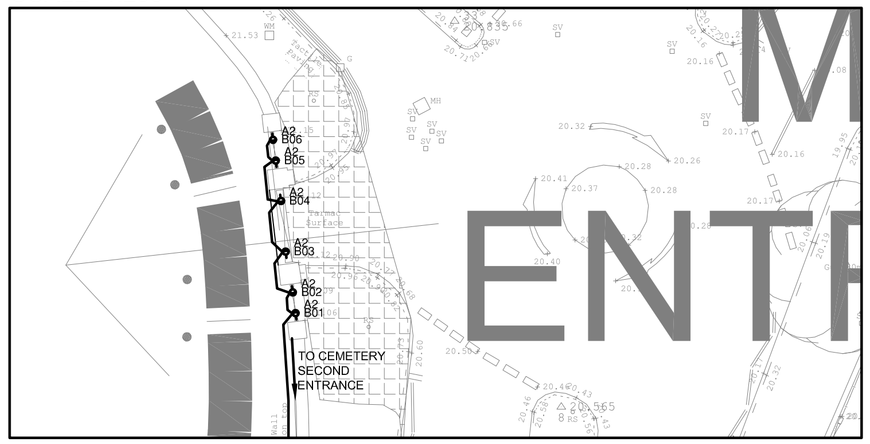

VIEW "B"
SCALE 1:200

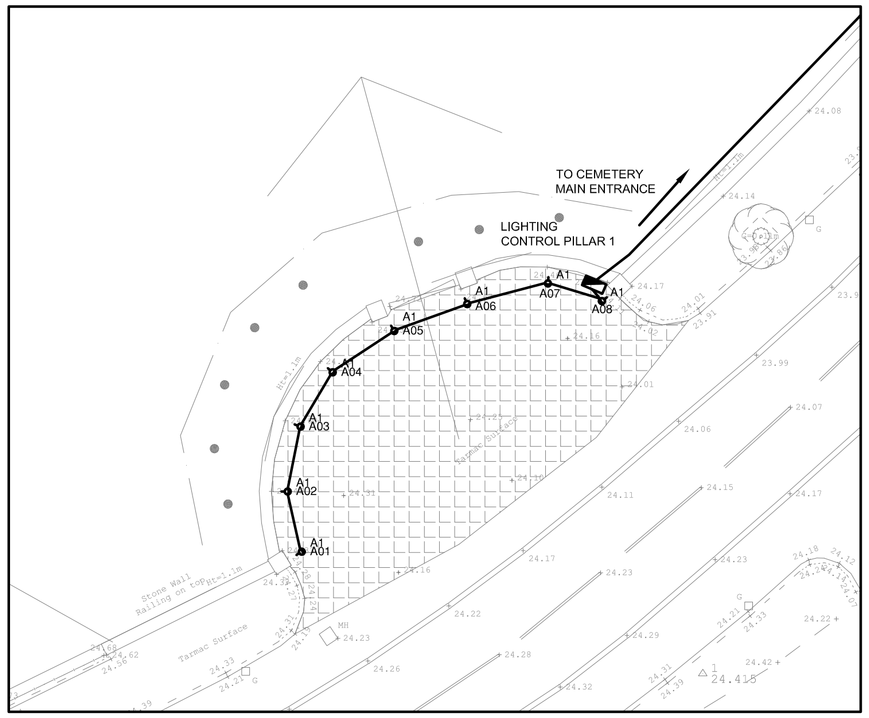

VIEW "C"
SCALE 1:200

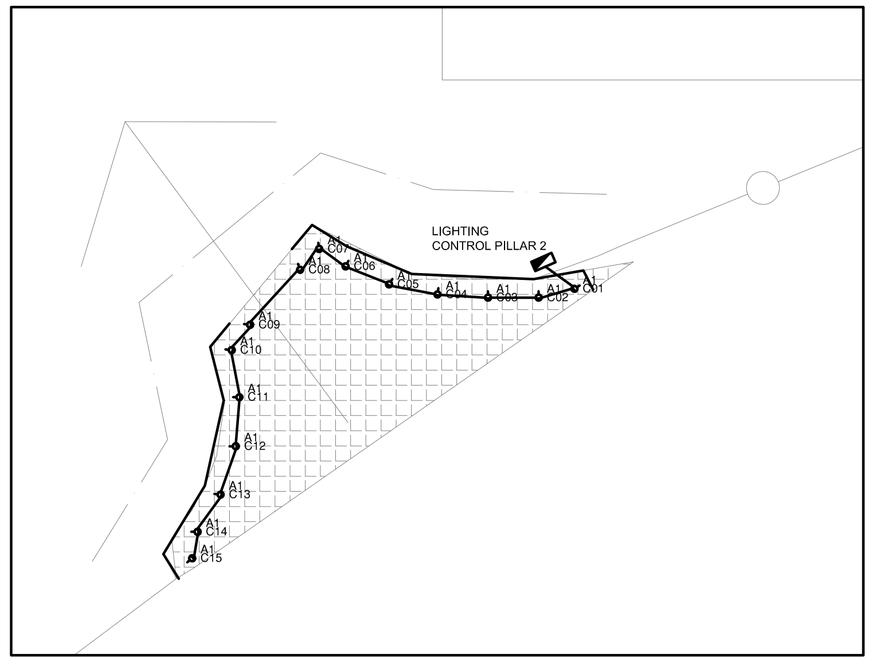

CABLE TRENCH DETAIL IN FOOTWAYS

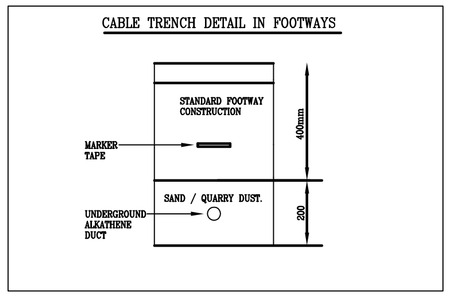

CONTENTS OF GROUND MOUNTED LIGHTING CONTROL PILLAR:

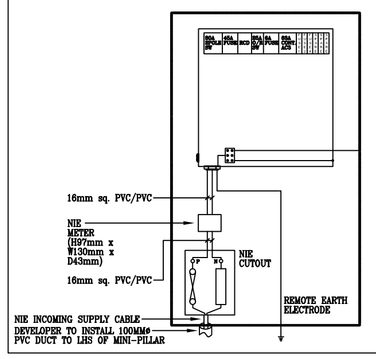

NOTES:
DISTRIBUTION BOARD BY CHARLES ENDIRECT CAT NO. PQ638A - IP54 STAINLESS STEEL STREET LIGHTING DISTRIBUTION BOARD, CONTAINED WITHIN GROUND-MOUNTED MEDIUM SIZED CONTROL PILLAR, ENCLOSING MAIN INCOMER SWITCH & FUSE, NIE METER, PECU OVERRIDE SWITCH & CONNECTIONS, LOAD CONTACTOR & UP TO 6NO. 16A OUTGOING BS88 FUSE CARRIERS.

ALL CABLE ENTRIES TO ENCLOSURE C/W GLANDS & SHROUDS.

16MM SQ. PVC EARTHING CONDUCTOR TO EARTH ELECTRODE.

TYPICAL CONTROL PILLAR DETAILS

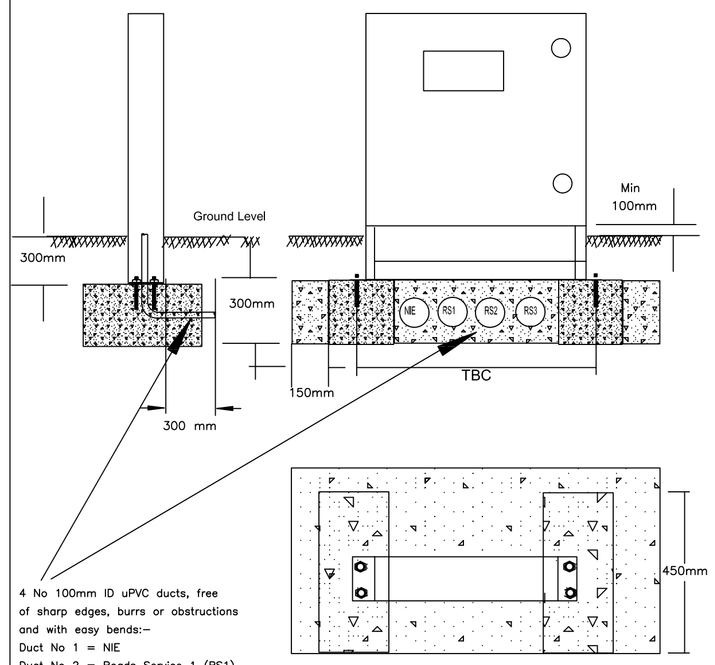

4 No 100mm ID uPVC ducts, free of sharp edges, burrs or obstructions and with easy bends:–
Duct No 1 = NIE
Duct No 2 = Roads Service 1 (RS1)
Duct No 3 = Roads Service 2 (RS2)
Duct No 4 = Roads Service 3 (RS3)

NOTE: Electrical contractor to confirm all dimensions to engineer prior to starting on site. Electrical contractor to develop all builders work requirements with main contractor and civil engineer to suit site specific requirements

WALL LIGHTING CONTROL DISTRIBUTION DIAGRAM PILLAR 1 (LCP)

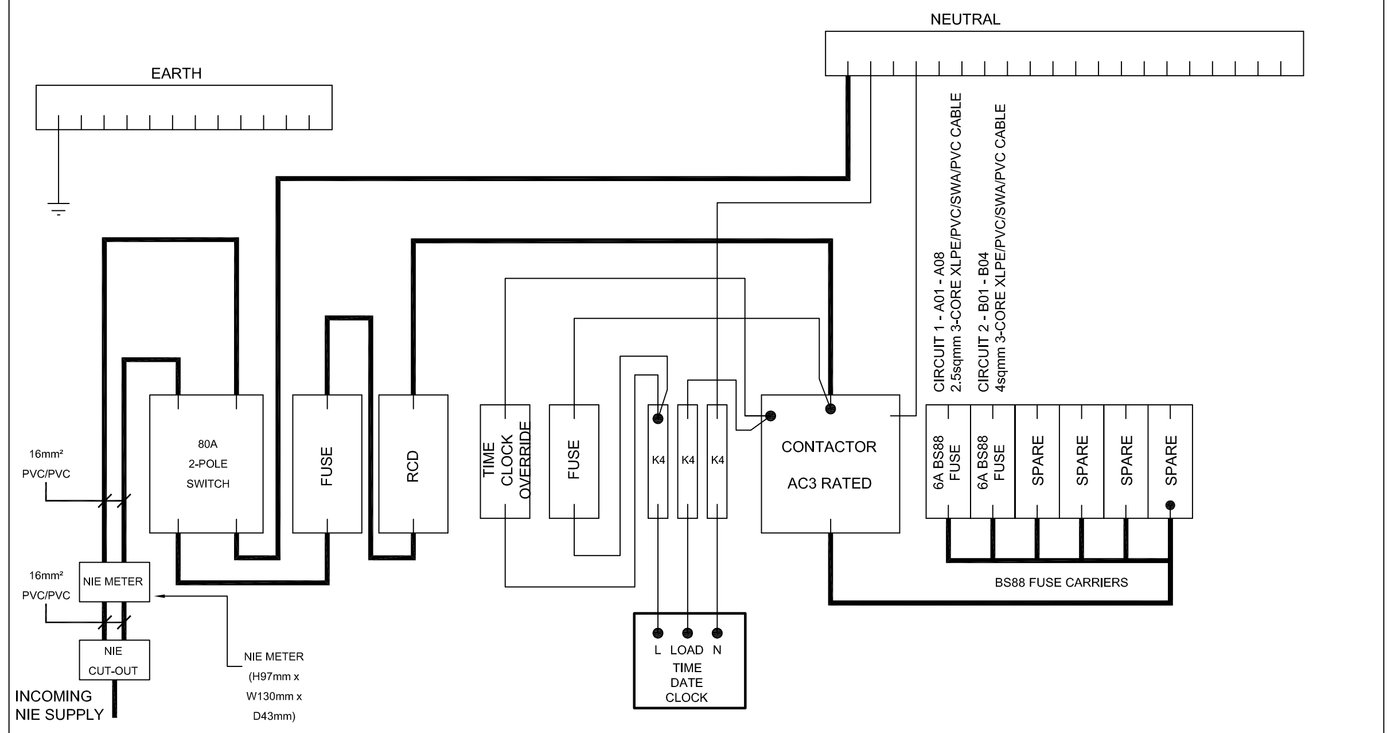

WALL LIGHTING CONTROL DISTRIBUTION DIAGRAM PILLAR 2 (LCP)

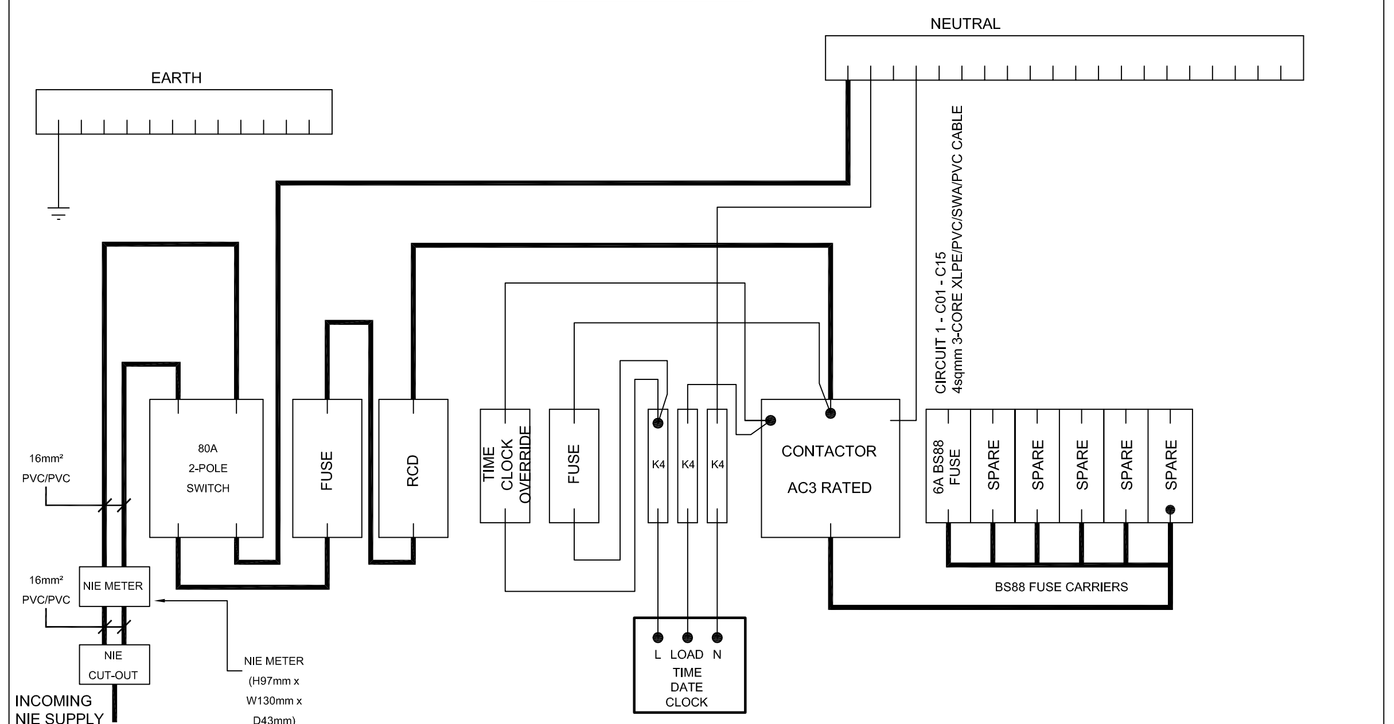

FEEDER PILLAR - SINGLE LINE CIRCUIT SCHEMATIC

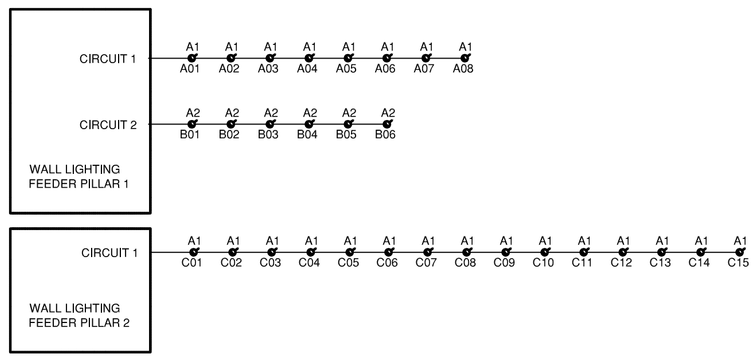

A1 — REFERENCE OF FITTING AS DETAILED BELOW
A01 — CIRCUIT REFERENCE (A, B, OR C) WITH LUMINAIRE NUMBER (01-15)



A1 THORN EFACT R2, A MEDIUM, SHALLOW, ROUND GROUND RECESSED LUMINAIRE, FOR 1X20W HIT-TC-CE LAMP, RATED IP67, CLASS I ELECTRICAL C/W ANTI-SLIP GLASS AND ANTI-TAMPER SCREWS. MAXIMUM STATIC LOAD 1000KG.

A2 THORN EFACT R2, A MEDIUM, SHALLOW, ROUND GROUND RECESSED LUMINAIRE, FOR 1X35W HIT-TC-CE LAMP, RATED IP67, CLASS I ELECTRICAL C/W ANTI-SLIP GLASS AND ANTI-TAMPER SCREWS. MAXIMUM STATIC LOAD 1000KG.

NOTES:

1. WALL LIGHTING CIRCUITS TO BE WIRED IN 3-CORE XLPE/PVC/SWA/PVC CABLE (SIZE AS NOTED ON CONTROL DISTRIBUTION DIAGRAM) CABLE SHALL BE 600/1000V RATED & BE BASEC APPROVED. CORES TO BE COLOURED LIVE - BROWN, NEUTRAL - BLUE, EARTH - GREEN/YELLOW.

2. NO NIE OVERHEAD LINES EXIST WITHIN THE SITE BOUNDARY.

3. CABLE DUCTING TO BE ORANGE, 32MM INTERNAL DIAMETER, MADE FROM POLYTHENE OR PVC

4. MARKER TAPE SHALL BE 150MM WIDE COLOURED YELLOW AND PRINTED ALONG ITS ENTIRE LENGTH IN 100MM HIGH BLACK LETTERING WITH THE LEGEND "CAUTION - LIGHTING CABLE BELOW"

5. ELECTRICAL INSTALLATION TO BE IN COMPLIANCE WITH BS 7671: 2008 + AMENDMENTS

6. ELECTRICAL DESIGN BY DELAP & WALLER LTD., 12 ANTRIM TECHNOLOGY PARK, BELFAST ROAD, ANTRIM BT41 1QS.

7. THIS SPECIALIST ELECTRICAL CONTRACTOR IS STRONGLY ADVISED TO INSPECT THE SITE, AND EXAMINE THE ARCHITECTS DRAWINGS AND SPECIFICATIONS.

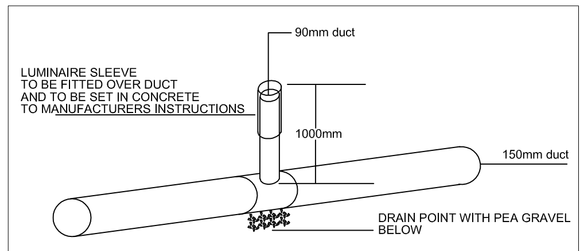

TEE PIECE AT L.E.D. LUMINAIRES

REV	DATE	REVISION	DRN	CHKD
P3	MAY 14	AS PER COMMENTS	MK	JD
P2	MAY 14	AS PER COMMENTS	MK	JD
P1	MAY 14	PRELIMINARY ISSUE	MK	JD

Status: PRELIMINARY

DELAP & WALLER CONSULTING ENGINEERS
Antrim Office
Unit 12
Antrim Technology Park,
Belfast Road,
Antrim BT41 1QS
T: +44(028 9448 3800
F: +44(028 9448 7700
E: antrim@delap-and-waller.com
w: www.delap-and-waller.com

ISO 14001:2004 · ace consultancy engineering business environment · ISO 9001:2008

Architect: URS INFRASTRUCTURE & ENVIRONMENT UK LTD.
BEECHILL HOUSE
BEECHILL ROAD, BELFAST
BT8 7RP

Architect Drg. No: 47062894-19-622 Revision: --

Project: ICT DSD PUBLIC REALM FRAMEWORK CITY CEMETERY WALL

Title: PROPOSED LIGHTING INSTALLATION

Designed by	Date	Floor
JD	MAY 2014	SITE
Drawn by: MK	Scale: 1:200 @ A1	

Drawing No. 25764/14/E601 — Revision No. P3